




CRANE INSPECTIONS



CRANE INSPECTIONS IN THE PAST

- Used paper only
- Difficult to backup or share
- Long wait for reports
- Difficult to read handwritten notes
- No pictures or standards to explain deficiencies
- Confusing priorities
- No easy view of equipment health

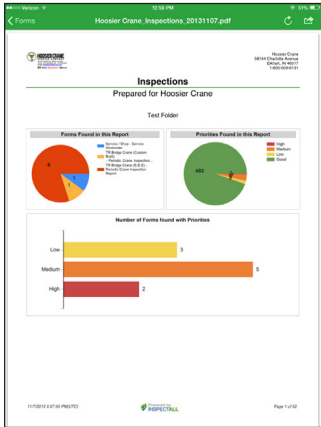
THE FUTURE OF CRANE INSPECTIONS TODAY

- Cloud-based inspection scheduling and contact information allows Hoosier Crane to keep track of inspection schedules so you do not forget
- iPad-based inspection program allows for fast and consistent standards based inspections
- Inspections results are synced to the cloud for secure storage and easy detailed reporting
- Fast delivery of professional, modern, easy-to-read inspection reports

CUSTOMER BENEFIT

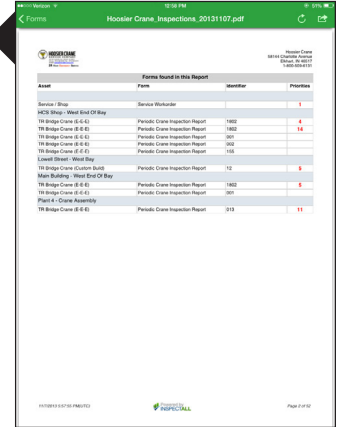
- On demand reporting with relevant readable details
- ASME, NEC and OSHA standards included in write-ups
- Pictures to show the severity of the deficiency
- Asset tracking and reporting functionality
- Inspectors have crane manuals and all relevant standards on the iPad
- Ability to alert customer when priorities are identified
- Electronic tracking and scheduling of inspections ensures customers remain safe and in compliance with OSHA

HOOSIER CRANE INSPECTION SERVICE WITH CUSTOM REPORTING



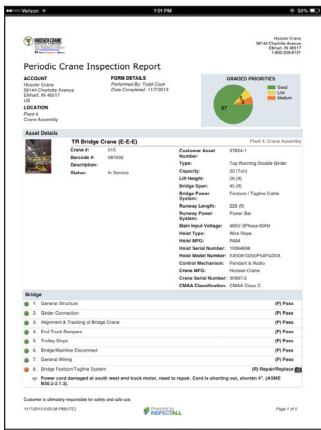
REPORT COVER PAGE

- Easily see how many of each type of crane are being inspected
- Quickly see distribution of priorities in the report
- See how many cranes have repair priorities identified



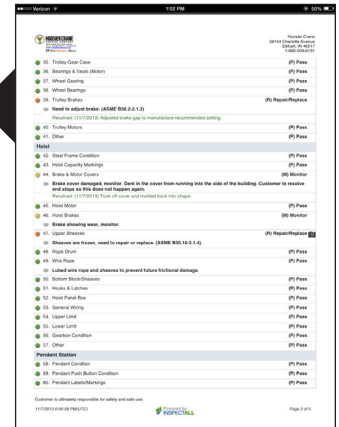
REPORT INDEX PAGE

- Quickly see which cranes have repair priorities
 - Location of cranes
 - Type of Inspection Form
 - Asset/crane number
- Number of Priorities for asset / crane



FIRST PAGE OF INSPECTION DETAIL

- Customer information and location
- Photo of Asset/Crane
- Quick view of Asset/Crane health
- Asset/Crane details
- Beginning of Inspection Checklist results




INSPECTION DETAIL CHECKLIST

- Color coded to display priorities
- Checklist items grouped by area
- Documents resolved priorities in report
- References relevant industry standards for priorities
- Camera icon indicates photo of priority included



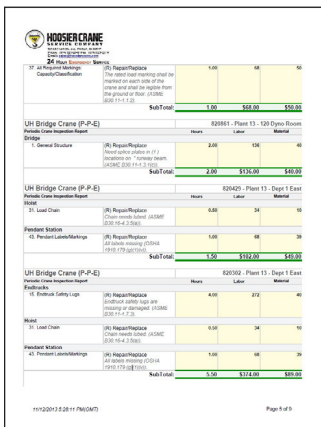
INSPECTION PRIORITY PHOTOS

- Number corresponds to checklist items
- Inspector can draw on photo to highlight deficiencies
- Record notes about photos



SERVICE WORK ORDER

- Summary of work performed during inspection
- Basic job information
- Summary of work performed
- List of parts used
- Electronic signature capture of inspector and customer



INSPECTION REPAIR QUOTE

Received shortly after the inspection, to show the material and labor cost to repair all deficiencies

- Type of Crane/Equipment
- Asset number and location
- Inspection checklist item and deficiency notes with standards
- Labor and parts cost with summary by asset