



Work Platform Brackets



MOUNTING BRACKET

The mounting bracket is a two piece system. We have narrowed down the two pieces to a simple front bracket and a back bracket system. The front bracket is the piece on the inside of the platform and the back bracket is the piece that is hanging on the outside of the platform. The 42" front bracket's adjustability in height will accommodate most work platforms. 42" gives the ability to hang over the top rail and attach to the bottom toe kick. The front bracket slides over the top hand rail and screws onto the bottom toe kick which gives the entire bracket system stability on the work platform. The 70" back bracket is engineered and designed to redistribute the weight from the top handrail to the bottom bars of the work platform. By redistributing the weight off the top rail, you will no longer pay costly repairs on a bent or damaged platform handrail. The back bracket is the backbone of the work platform bracket system. On this backbone, you can mount 3 different attachments for your specific needs.



- Basic Hand Tools Required
- Easy Install
- 10 min Install Time

STRAIGHT BRACKET

The straight bracket is by far the most common platform bracket on the market. This bracket will allow you to attach a work box to store tools, nuts, bolts, etc. The bracket will allow for easy access to any tool you need while you are on the work platform. The straight bracket attachment is made to standardize the work box dimensions. The length of the box is flexible, but the height will have to stay at 7 inches and the width will stay at 13 inches.

HOOK BRACKET

- Basic Hand Tools Required
- Easy Install
- 10 min Install Time

The hook bracket allows the user to hang materials such as wire, rope, electrical cords, or any other flexible material. With this attachment, you will gain easy access to the materials hanging and they will stay untangled, meaning there is no tripping hazard. We recommend using this bracket every six feet for maximum comfort and stability for your material.



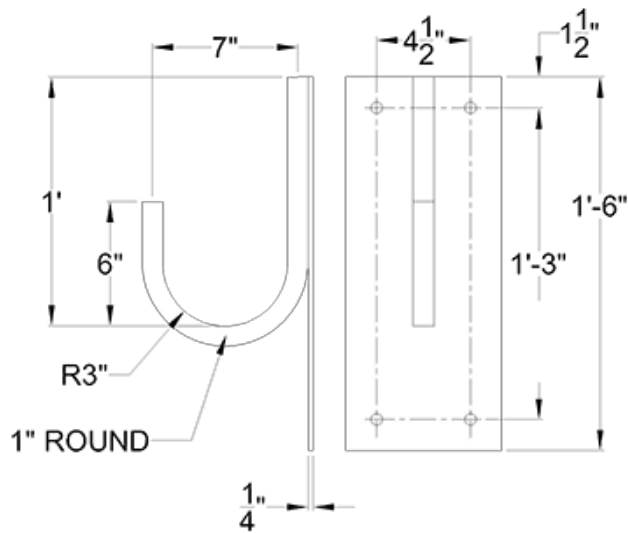


ANGLE BRACKET

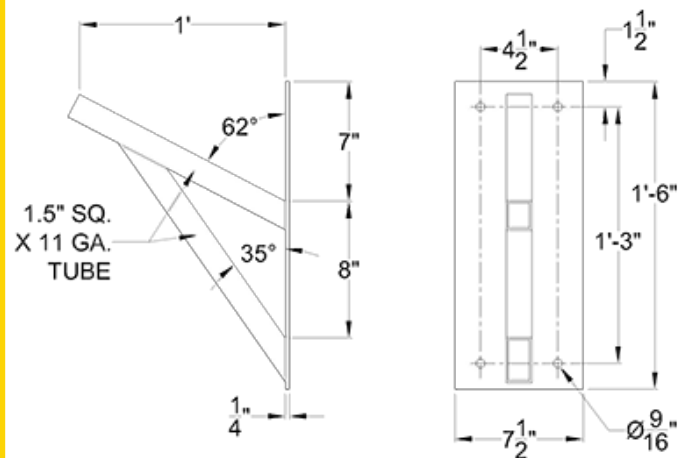
- Basic Hand Tools Required
- Easy Install
- 10 min Install Time

The angle bracket allows the user to rest materials on, making access easier while on the work platform. Great storage for molding, trim, smaller panels or any type of long, rigid material. The material is easily cradled with this bracket attached to your work platform system. We recommend using one of these brackets every six feet for maximum comfort and stability for your material.

HOOK BRACKET

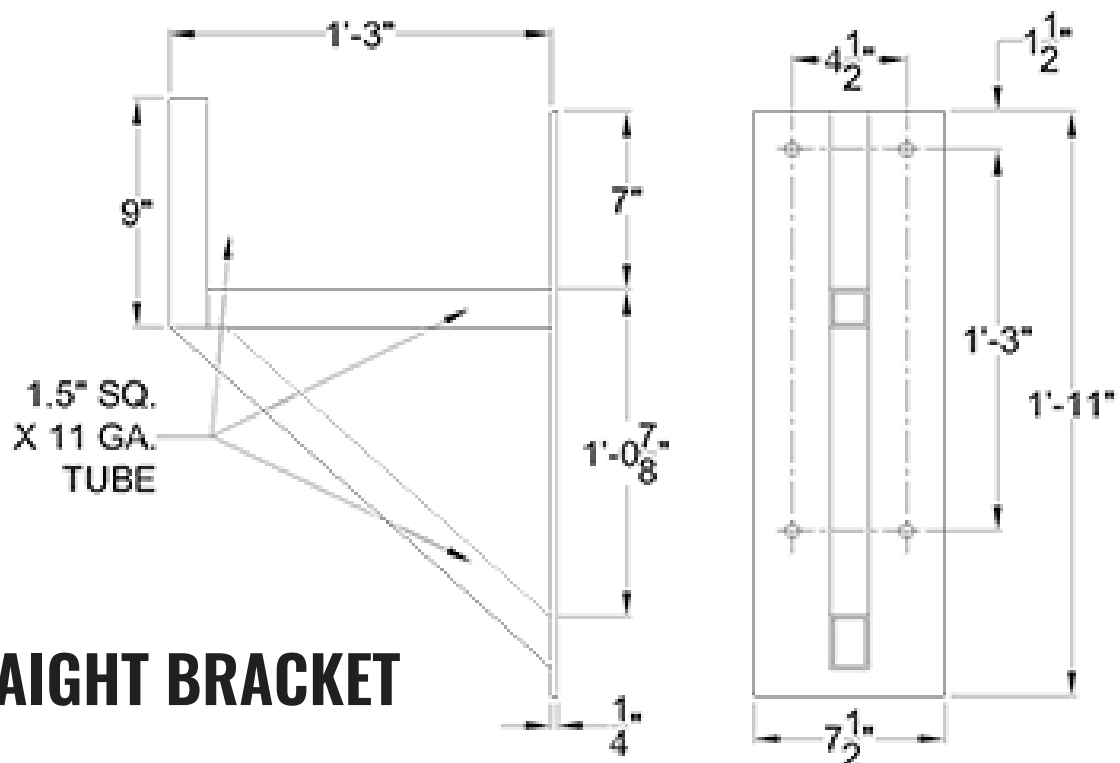


ANGLE BRACKET



3 DIFFERENT BRACKETS

STRAIGHT BRACKET





Work Platform Brackets



HOOSIER CRANE
SERVICE COMPANY

(800) 509-6131 sales@hoosiercrane.com www.hoosiercrane.com