

INSTALLATION INSTRUCTIONS

BUDGIT® *Hoists*

SERIES USA HAND CHAIN HOIST CHAIN CONTAINERS

GENERAL

The BUDGIT chain containers listed below are designed to fit ¼ through 2 ton BUDGIT Series USA hand chain hoists only. Other hoists require different chain containers. All parts required for correct installation are packaged with the container assembly.

Hoist Rated Load	Standard Container		Spark Resistant Container	
	Lift Capacity	Catalog Number	Lift Capacity	Catalog Number
¼ & ½ Ton	15'	902741	15'	902759
	25'	902742	25'	902760
	40'	902743	40'	902761
1 Ton	10'	902741	10'	902759
	20'	902742	20'	902760
	30'	902743	30'	902761
1½ & 2 Ton	15'	902750	15'	902765
	30'	902751	30'	902766

INSTALLATION INSTRUCTIONS

The BUDGIT chain container is easily installed by following the instructions below.

- Operate hoist so that load hook is in its low position. This shortens the loop at the tail end of the load chain so that it will not interfere during installation of the container. It also allows the chain to correctly feed into the container when installation is complete.
- Remove small parts from shipping bag (packaged with container.)
- Remove hex socket head screw (and washer on 1½ and 2 ton models only) attaching tail end of load chain to hoist, save screw and allow chain to hang straight down.
- Hold chain container bracket on hoist and fasten to underside of hoist with hex head screw. Connection to side of hoist is then to be in the following order: bracket, load chain, and the original hex socket head screw (and washer on 1½ and 2 ton models only.) See Figure 1.



CAUTION

Tail end of load chain must be connected to assure chain does not run out of hoist during lowering.

- Attach hinged end of container to bracket. The hinge pin is a bolt with a self-locking nut.
- Open split link and connect one end of support chain to hole in chain container. See Figure 2.




Figure 1. Chain Container Bracket

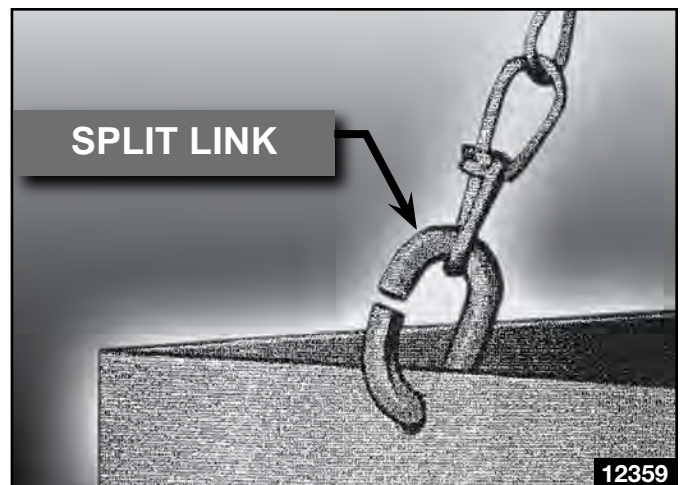


Figure 2. Support Chain at Container

- g. Open split link and connect loose end of support chain to open hole in outstanding leg of chain container bracket. See Figure 3.

CAUTION

Container must hang parallel to load chain. A tilted container will cause piling of chain with possible damage to hoist. If necessary, adjust container support chain. Do not run load into bottom of container.

Read and comply with American National Standard Safety Standard ANSI B30.16 — latest issue and Hoist Manufacturers Institute “Do’s and Do Not’s for Electric and Air Powered Hoists”




Figure 3. Complete Installation

Parts for your hoist are available from your local authorized BUDGIT repair station.

For the location of your nearest repair station, contact us at:

Phone: (800) 888-0985 • Fax: (800) 689-5644

WARRANTY

WARRANTY AND LIMITATION OF REMEDY AND LIABILITY

A. Seller warrants that its products and parts, when shipped, and its work (including installation, construction and start-up), when performed, will meet applicable specifications, will be of good quality and will be free from defects in material and workmanship. All claims for defective products or parts under this warranty must be made in writing immediately upon discovery and in any event, within one (1) year from shipment of the applicable item unless Seller specifically assumes installation, construction or start-up responsibility. All claims for defective products or parts when Seller specifically assumes installation, construction or start-up responsibility and all claims for defective work must be made in writing immediately upon discovery and in any event, within one (1) year from completion of the applicable work by Seller, provided; however, all claims for defective products and parts made in writing no later than eighteen (18) months after shipment. Defective items must be held for Seller's inspection and returned to the original f.o.b. point upon request. THE FOREGOING IS EXPRESSLY IN LIEU OF ALL OTHER WARRANTIES WHATSOEVER, EXPRESS, IMPLIED AND STATUTORY, INCLUDING, WITHOUT LIMITATION, THE IMPLIED WARRANTIES OF MERCHANTABILITY AND FITNESS.

B. Upon Buyer's submission of a claim as provided above and its substantiation, Seller shall at its option either (i) repair or replace its product, part or work at either the original f.o.b. point of delivery or at Seller's authorized service station nearest Buyer or (ii) refund an equitable portion of the purchase price.

C. This warranty is contingent upon Buyer's proper maintenance and care of Seller's products, and does not extend to normal wear and tear. Seller reserves the right to void warranty in event of Buyer's use of inappropriate materials in the course of repair or maintenance, or if Seller's products have been dismantled prior to submission to Seller for warranty inspection.

D. The foregoing is Seller's only obligation and Buyer's exclusive remedy for breach of warranty and is Buyer's exclusive remedy hereunder by way of breach of contract, tort, strict liability or otherwise. In no event shall Buyer be entitled to or Seller liable for incidental or consequential damages. Any action for breach of this warranty must be commenced within one (1) year after the cause of action has accrued.

BUDGIT®
Hoists